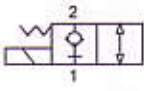
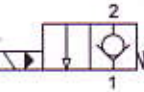
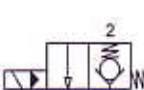
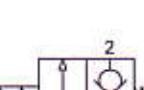
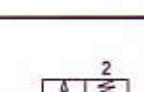



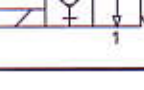
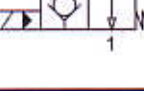
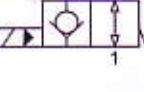


FEATURES

ELETTRIVALVOLE 2 vie/2 posizioni - SOLENOID VALVES 2 ways/2 positions

| SCHEMA SCHEME | TIPO TYPE | GRANDEZZE DIMENSIONS | CAVITA' CAVITY | PORTATA - FLOW | | PRESSIONE - PRESSURE | |
|--|------------------|-------------------------|-------------------|----------------|--------|----------------------|-------------------|
| | | | | L/min | US/gpm | Bar (Bobina 20 W) | Psi (Bobina 20 W) |
|  | FP-22-CS-S08-01 | SAE08 | 23081 | 3 | 0,8 | 250 | 3650 |
|  | FP-22-CP-S08-05 | SAE08 | 23081 | 40 | 10,5 | 350 | 5100 |
| | FP-22-CP-S10-05 | SAE10 | 23101 | 70 | 18,5 | | |
| | FP-22-CP-S12-05 | SAE12 | 23121 | 140 | 37 | | |
| | FP-22-CP-G3/4-05 | G3/4 | 21261 | 70 | 18,5 | | |
| | FP-22-CP-G1-05 | G1 | 21331 | 140 | 37 | | |
|  | FP-22-CP-S08-07 | SAE08 | 23081 | 40 | 10,5 | 350 | 5100 |
| | FP-22-CP-S10-07 | SAE10 | 23101 | 70 | 18,5 | | |
| | FP-22-CP-S12-07 | SAE12 | 23121 | 140 | 37 | | |
| | FP-22-CP-G3/4-07 | G3/4 | 21261 | 70 | 18,5 | | |
| | FP-22-CP-G1-07 | G1 | 21331 | 140 | 37 | | |
|  | FP-22-CP-S08-06 | SAE08 | 23081 | 40 | 10,5 | 350 | 5100 |
| | FP-22-CP-S10-06 | SAE10 | 23101 | 70 | 18,5 | | |
| | FP-22-CP-S12-06 | SAE12 | 23121 | 140 | 37 | | |
| | FP-22-CP-G3/4-06 | G3/4 | 21261 | 70 | 18,5 | | |
| | FP-22-CP-G1-06 | G1 | 21331 | 140 | 37 | | |
|  | FP-22-CP-S08-08 | SAE08 | 23081 | 40 | 10,5 | 350 | 5100 |
| | FP-22-CP-S10-08 | SAE10 | 23101 | 70 | 18,5 | | |
| | FP-22-CP-S12-08 | SAE12 | 23121 | 140 | 37 | | |
| | FP-22-CP-G3/4-08 | G3/4 | 21261 | 70 | 18,5 | | |
| | FP-22-CP-G1-08 | G1 | 21331 | 140 | 37 | | |
|  | FP-22-PD-S08-02 | SAE08 | 23081 | 40 | 10,5 | 350 | 5100 |
| | FP-22-PD-S10-02 | SAE10 | 23101 | 70 | 18,5 | | |
| | FP-22-PD-S12-02 | SAE12 | 23121 | 140 | 37 | | |
| | FP-22-PD-G3/4-02 | G3/4 | 21261 | 70 | 18,5 | | |
| | FP-22-PD-G1-02 | G1 | 21331 | 140 | 37 | | |
|  | FP-22-PD-S08-03 | SAE08 | 23081 | 40 | 10,5 | 350 | 5100 |
| | FP-22-PD-S10-03 | SAE10 | 23101 | 70 | 18,5 | | |
| | FP-22-PD-S12-03 | SAE12 | 23121 | 140 | 37 | | |
| | FP-22-PD-G3/4-03 | G3/4 | 21261 | 70 | 18,5 | | |
| | FP-22-PD-G1-03 | G1 | 21331 | 140 | 37 | | |
|  | FP-22-CS-S08-11 | SAE08 | 23081 | 3 | 0,8 | 250 | 3650 |
|  | FP-22-CP-S08-15 | SAE08 | 23081 | 40 | 10,5 | 350 | 5100 |
| | FP-22-CP-S10-15 | SAE10 | 23101 | 70 | 18,5 | | |
| | FP-22-CP-S12-15 | SAE12 | 23121 | 140 | 37 | | |
| | FP-22-CP-G3/4-15 | G3/4 | 21261 | 70 | 18,5 | | |
| | FP-22-CP-G1-15 | G1 | 21331 | 140 | 37 | | |
|  | FP-22-CP-S08-16 | SAE08 | 23081 | 40 | 10,5 | 350 | 5100 |
| | FP-22-CP-S10-16 | SAE10 | 23101 | 70 | 18,5 | | |
| | FP-22-CP-S12-16 | SAE12 | 23121 | 140 | 37 | | |
| | FP-22-CP-G3/4-16 | G3/4 | 21261 | 70 | 18,5 | | |
| | FP-22-CP-G1-16 | G1 | 21331 | 140 | 37 | | |
|  | FP-22-PD-S08-12 | SAE08 | 23081 | 40 | 10,5 | 350 | 5100 |
| | FP-22-PD-S10-12 | SAE10 | 23101 | 70 | 18,5 | | |
| | FP-22-PD-S12-12 | SAE12 | 23121 | 140 | 37 | | |
| | FP-22-PD-G3/4-12 | G3/4 | 21261 | 70 | 18,5 | | |
| | FP-22-PD-G1-12 | G1 | 21331 | 140 | 37 | | |